



OAST POST

OAST QUILTERS NEWSLETTER

Volume 27 Number 2

www.oastquilters.co.uk

March 2025

Welcome to our March Meeting

Thank you to our hostesses Canterbury Quilters and Independents G-H.

The trader is Little Shop of Fabrics.

Our speaker today is award winning quilter and teacher **Kate Sandford**. Brought up on the Isle of Wight, she was always creative which led to studying Glass Blowing at Art College. Years passed and with two small children in the house, the need to find a creative outlet was overwhelming. Her youngest child was given a Linus quilt during a hospital stay and she thought to herself "I could make that" and hasn't stopped making quilts since!

She revels in the freedom of crafting colourful, unique designs without rigid patterns. Her quilts showcase a wide range of techniques, from precise piecing to playful improvisation. Her approach is rooted in a love for the craft and a belief in the importance of play, resulting in quilts that tell a story of personal expression and thoughtful artistry. She is also increasingly interested in the rise of sustainable quilting practices and saves all of her tiny scraps of fabric for use in her work.

In her playful workshop, discover the art of transforming a jar using quilt scraps and wadding into a small unique 3-dimensional vessel. Kate will show you how to attach your fabric to the form to create a new vessel. You can then begin stitching into the surface using various threads to create extra surface texture.

Booking with form via oastworkshops@gmail.com

Lower Hardres Village Hall 10-4 Sun 23rd March £30 (or £45 non members).

Instagram: [@katemustsew](https://www.instagram.com/katemustsew)

Website: www.katemustsew.co.uk


email: katemustsew@gmail.com



Our next meeting

24 and 25 May

The hostesses will be Chestfield, Jo Blox, Pumpkin Patchers and Independent J - N.



Our speaker will be Sarah Ashford and her talk 'The True Story of the Rajah Quilt'.

180 convict women, 20 wannabe stitchers, 24 hanks of cotton thread, 100 needles, two pounds of patchwork pieces, one quilt instructor, one captain and one ship.

That's how the incredible voyage from Woolwich in London to Van Diemen's Land (Tasmania) began, way back in 1841. By the end of the journey, there's a true romance, twenty quilters, one finished quilt, and hope for a new and better life on the other side of the world.

Join Sarah, as she weaves facts with your imagination, as she tells the incredible true story of the Rajah Quilt, the only known transportation quilt that still exists today.



On Sunday 25th, take a 'walk' with Sarah as she guides you through some clever ways to use your walking foot to produce striking quilting designs. Based on some of the patterns in the book 'WALK' by Jacquie Gering. This class will give you a toolkit of ideas and inspiration for future quilting projects.

Enjoy the opportunity to play, and see just how easy and effective walking foot quilting can be.

Lower Hardres Village Hall 10-4 Sun May 25th £30 (or £45 non members).

Booking with form via oastworkshops@gmail.com

PAT Testing will be available at the May meeting.

Please note that there is a limit of 100 items, so register your items with oastsecretary@gmail.com

A sewing machine, its lead and foot pedal count as three items. Each item is £1. Extension leads and mini irons also need to be tested. The use of PAT tested equipment is a requirement of the village halls we hire.

Petticoat workshop January 2026

I know this is some time ahead, but you may like to use the blocks and items produced in workshops this coming year in this project, so a bit of pre-planning may be required. The idea is that you make an 18th century petticoat. It may not be your idea of high fashion, and you may not be a dress maker, but it is very much in the tradition of quilting, just not a bed covering or wall hanging.

Quilted petticoats have been worn for hundreds of years and only really went out of style at the beginning of the 20th century. What's not to like? They are warm, comfortable, practical garments and you can easily make them yourself. They are made from 2 rectangles of quilt sandwich hemmed at the bottom and gathered on to a ribbon at the top that ties around your waist. Really no dressmaking skill required. The fabric used does not have to be expensive, I have used 1" check gingham poly cotton at £4.95 a metre from Dalston Mills. Using gingham is really helpful as you have a grid ready marked out and stitching patterns become easier. You will need about 2.5 metres for an adult petticoat. The wadding needs to be thin, not too bulky. I have used Thermore polyester, but you can use anything and the lining can be really cheap as (hopefully) nobody will be seeing it!

If you don't want to make a full sized one then make a smaller version to try things out. Possibly make one for a child or grandchild. I made quilted petticoats that were bear or doll sized to try out some ideas. I have brought these to Oast, along with my petticoat in progress, so you can have some idea of what I am on about.

The plan is that the top 2/3rds of the petticoat will just be simply quilted in some way as this part, historically, was not on view as it was covered with an outer dress. Our petticoats can be walking foot quilted as Sarah Ashford is doing a walking foot quilting workshop this year. She has some lovely ideas for simple but really effective patterns. You can use hand quilting diamonds, or simple fillers or free motion quilting, whatever you fancy to fill in this top 2/3rds. Now the bottom third is where all the pretty bits go. This bit was on show so you would go to town and use this as a showcase for your talents. Historically, this area would have been quilted, stuffed and corded with elaborate pictures, flowers, birds or geometric designs. On to our lower third we can attach orphan blocks, pieces of textile art, applique shapes, embroidery, fancy stitching, boro, kantha, a quilt picture or whatever you produce and can't find an immediate use for.

It is a good idea to have a colour palette in mind, so the things you produce all go together easily. You can think of this as the final project of the year in which all those odd bits and pieces will fit and have a place and purpose. This will be a little bit different but look at it as salvaging part of quilt history and skills that we are losing as well as being more sustainable in our craft.

Jacqui Cotterill



Textiles: The Art of Mankind

Celebrates the ancient and deep entanglement between textiles, people and our world.

28 March - 7 September 2025. The Museum is open Tuesdays – Saturdays, 11.00 – 18.00 with last entry 45 minutes before closing. We are closed on Sundays and Mondays. The Museum will be open for the final Sunday of each exhibition. Recommended visit time 45 minutes to 1 hour.

Admission: Advanced ticket purchase for our exhibitions is highly recommended. If you have not pre-booked, entry may be available on the day. Ask a member of staff at reception for details.

Fashion and Textile Museum, 83 Bermondsey Street London SE1 3XF (near London Bridge)



UK made waddings



It has occurred to me, given world affairs, that the commodities for our pastime may get considerably more expensive if there is a tariff war. I guess we can buy our cotton cloth from India and even China (an awful lot of patchwork fabric is printed in China), but what about wadding? I contacted Empress Mills to ask if they stocked any UK made wadding and was informed that only some polyester waddings are made in this country. Actually, that's not strictly true, as a few of us have recently bought wool wadding from a firm called Chimney Sheep. I made the mistake of telling others about them and I now think they have sold out and may not restock; I'll monitor the situation. You may like to look at Croft Mill who do a cream cotton wadding, Merchant and Mills who do a wool blend, Cloudwool (who currently sell wholesale) and a firm called Cowens who make cotton and natural fibre mix waddings which can be used in upholstery, curtains, polishing, – and coffins.

Liz Coleman


Oast Sewing Bee

The Sewing Bee dates for 2025 are **Saturdays 29 March, 21 June, 20 September and 6 December.**

All the workshops will be held at Petham Village Hall, Church Lane, Petham, CT4 5RD 10.00am – 4.00pm It's best if you arrive at the hall at 9.30am to set up.

At the March meeting we will be using the technique of Foundation Paper Piecing, the folded paper technique for FPP, to make the Storm at Sea block. Bring two contrasting fabrics and a background fabric, a packed lunch, a mug, your machine, sewing kit and an extension lead. Contact oastsewingbee@gmail.com for more information and to reserve your place. Spread the word that people new to sewing and non members are very welcome.

£10 for Oast Members, £15 for non-members.




Oast Quilters 40th Anniversary 2026

In 1986 Oast Quilters came into being following an exhibition organised by the newly formed Chaucer Quilters. The exhibition, held in the Chapter House at Canterbury Cathedral, was well advertised and lots of people turned up. Chaucer Quilters took the names and addresses of those interested in patchwork and quilting. In October 1986 a special meeting was called at St. Dunstan's Church Hall of all interested parties and so the Oast Quilters group was born. The Chaucer members placed participants in their respective towns and went round advising them on how to start a group.

In 2026 it will forty years since that special meeting and Oast Quilters is still offering a wide variety of speakers, workshops and other opportunities to enjoy patchwork and quilting.

To celebrate this milestone, Oast Quilters would like to hold a major exhibition in October next year. Will you help? Make quilts? Bake cakes? Help with set up, welcoming visitors and organisation? Please offer your assistance to make this a great exhibition. Contact anyone on the committee to pledge your support.

Quilters' Guild Workshop, Birthday Bash and Nordic Reindeer workshop



By popular request, Jill Moorcroft is organising another Cas Holmes workshop on **7 June** at **Petham Village Hall** CT4 5RD. 10-4pm

This will be an interesting workshop using a variety of textiles and other mediums to create an individual collage.



The Quilters' Guild Sapphire Birthday Bash and Stash Sale will be on **12 October** at **Littlebourne MH**. There will be a Stash Sale, mini workshops, entry gifts and refreshments. If you would like to have a table to sell your stash, please email Jill.



On **23 November** at **Challock VH** Jill will be offering the Nordic Reindeer workshop. This is a delightful few hours and the result is charming.

For more information and to reserve you place on all the above, please email Jill southeastkent@quiltersguild.org.uk

Oast Challenge 2025

The fabric chosen for this year's challenge is [Fiesta 22470-26 By Me and My Sister Designs](#). It is bright, cheerful and can be fussy cut. If you haven't bought any yet, please listen out for information as Little Shop of Fabrics are waiting for a delivery of this fabric.

This challenge will be open to all members of Oast Quilters and must have been made by Oast members. There is no size limit, but the entry must have been made specifically for this challenge.

There will be two categories members can vote for: 1) The quilt which best fits the brief. 2) The quilt you'd like to take home.

The winner of the first category will get to choose the theme for the next challenge. The winners of both categories will get £30 each, the runners up will get £20 each and the third place will get £10 each.

The closing date for the entry forms will be 1st November 2025 and the quilt must be delivered to the school for display by 1pm on Saturday 22nd November 2025.

Project Linus

We thank everyone who has made a quilt and donated to, or bought from our stall since our last meeting. The next workshops at Little Shop of Fabrics in Smarden will be on Saturday 14 April and Friday 13 June. Please book via the website www.littleshopoffabrics.co.uk/courses

Daisy, Jane, and Jayne are running the Project Linus UK table today and are ready to collect and sell donated items to raise funds and collect any donations of quilts on our behalf.

We have currently paused taking donations of quilts under 45 inches square. Most of the requests coming through are for larger quilts. If you have the time to make us a quilt, we would be pleased to hear from you. Larger quilts and those that are gender neutral or suitable for boys are always in high demand. We are currently welcoming quilts in the following sizes:

Child size (6 to 10 years): from 45" x 45" to 45" x 60"

Teenager quilts: approximately 50" x 70"

Your local Project Linus Area Coordinators:

Lou Matthews, East Kent, 07938537375 or louisemattthews5@icloud.com

Michelle Hogben, Ashford, and surrounding area, 07706 582662 or shellhogben2004@hotmail.com

Christine Gainsford, Medway and North Kent area, 07931 294836 or Christine.carey61@gmail.com

Lou, Michelle, and Christine – Project Linus UK Kent and Medway Area Coordinators

Canterbury Quilters have made about twenty fiddle quilts and twiddle muffs for the Hospices in Ashford, Canterbury and Margate. We enquired if there was anything that we could make for the hospices and syringe driver bags were suggested. Liz Melville designed the bags with adjustable straps and lined them with wadding. The group soon got to work and have made over twenty-four bags, using up fabric from the group stash. The Hospice in Canterbury was over the moon with our efforts!



A PAT tester has been booked to go to St Stephen's Community Centre, Tenterden Drive Canterbury CT2 7BN on Thursday 19 June from 11 am. He charges £1 per item, sewing machine and foot pedal count as two items.

Extension leads, irons etc, need to be tested. Please have correct money to give him, if you would like to bring your equipment along, please make sure they are clearly labelled with your name.

Dates for your Diary 2025

29 March	Oast Sewing Bee at Petham VH CT4 5RD
13 April	Doughty's Roadshow Lower Hardres VH 10am -1.30pm
14 April	Project Linus Sewing Day at Little Shop of Fabrics
15 - 18 May	Quilts UK Malvern, Worcestershire
24 May	Oast Quilters meeting at St. Anselm's School
25 May	Oast Workshop at Lower Hardres VH CT4 5NP
7 June	QG Cas Holmes workshop Venue to be confirmed
13 June	Project Linus Sewing Day at Little Shop of Fabrics
21 June	Oast Sewing Bee at Petham VH CT4 5RD
19 July	Oast Quilters Meeting at St Anselm's School
20 July	Oast Workshop at Lower Hardres VH CT4 5NP
23 -25 August	Dragonfly Quilt Show at St George's Church, Deal
20 September	Oast Sewing Bee at Petham VH CT4 5RD
27 September	Oast Quilters Open Day at St Anselm's School
28 September	Oast Workshop at Lower Hardres VH CT4 5NP
12 October	QG Birthday Bash at Littlebourne MH
1 November	UFO Day at Lower Hardres VH CT4 5NP
22 November	Oast Quilters AGM meeting at St. Anselm's School
23 November	QG Nordic Reindeer workshop at Challock VH
6 December	Oast Sewing Bee at Petham VH CT4 5RD

Hostess Rota	2025
Canterbury Quilters *	22 nd March
Independents G - H	
Chestfield	24 th May
Jo Blox *	
Pumpkin Patchers	
Independents J - N	
Quay*	19 th July
Independents O - R	
Ethelburga *	27 th September
Independents S - Y	
Bright Headland *	22 nd November
Owls	
Independents A - C	
*denotes care of Hostess Box and purchase of Raffle Prizes	